






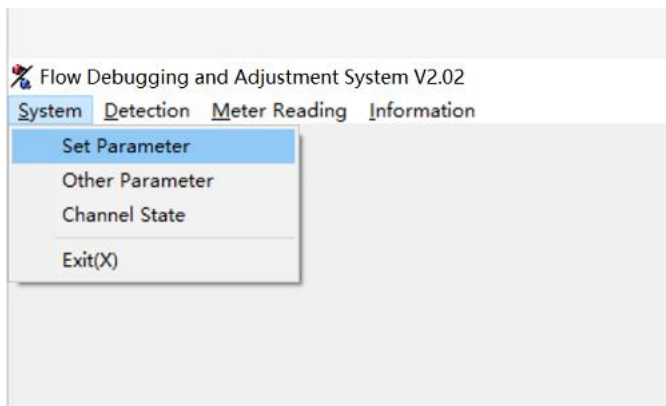
## Calibration of time

Double click to open software

 CommDLL.dll	2014/7/5 14:34	应用程序扩展	378 KB
 comminfo	2020/1/15 15:06	配置设置	1 KB
 FlowDetectionSystem	2014/7/5 14:34	应用程序	1,433 KB
 sysinfo	2020/1/15 15:06	配置设置	1 KB

 Flow Debugging and Adjustment System V2.02  
System Detection Meter Reading Information

点击 System



Choose Set Parameter

Flow Debugging and Adjustment System V2.02

System Detection Meter Reading Information

Basic Parameters

Comm. Protocol: 188

Meter Type: Heat meter

DN: 15

Measurement Accuracy: Level two

Installed Location: Exit

Standard Error: 1 N/S

Error Correction: 0

Meter Number: 1

Display Language: English(英文)

Flow Point: 4

Flow One: 180000

Flow Two: 90000

Flow Three: 900000

Flow Four: 9000000

Flow Five: 18000000

Enter Temperature: 50

Exit Temperature: 50

Fluid Temperature: 50

Send Timer: 1000 ms

Comm. Mode: A single serial port

	Serial Port Channel	Current Address	New Address	DN	Coef. One	Coef. Two	Coef. Three	Coef. Four	Coef. Five
<input type="checkbox"/> 1	COM7	1		15					
<input type="checkbox"/> 2	NONE	1		15					
<input type="checkbox"/> 3	NONE	1		15					
<input type="checkbox"/> 4	NONE	1		15					
<input type="checkbox"/> 5	NONE	1		15					
<input type="checkbox"/> 6	NONE	1		15					
<input type="checkbox"/> 7	NONE	1		15					
<input type="checkbox"/> 8	NONE	1		15					
<input type="checkbox"/> 9	NONE	1		15					
<input type="checkbox"/> 10	NONE	1		15					
<input type="checkbox"/> 11	NONE	1		15					
<input type="checkbox"/> 12	NONE	1		15					
<input type="checkbox"/> 13	NONE	1		15					
<input type="checkbox"/> 14	NONE	1		15					
<input type="checkbox"/> 15	NONE	1		15					
<input type="checkbox"/> 16	NONE	1		15					
<input type="checkbox"/> 17	NONE	1		15					
<input type="checkbox"/> 18	NONE	1		15					
<input type="checkbox"/> 19	NONE	1		15					
<input type="checkbox"/> 20	NONE	1		15					

☐ Select A ☐ Same

Read Address Set Address Set Time

Click on the box in front of 1

Information

Comm. Mode: A single serial port

	Serial Port Channel	Current Address	New Address	DN	Coef. One	Coef. Two	Coef. Three	Coef. Four	Coef. Five
<input checked="" type="checkbox"/> 1	COM7	1		15					
<input type="checkbox"/> 2	NONE	1		15					
<input type="checkbox"/> 3	NONE	1		15					
<input type="checkbox"/> 4	NONE	1		15					
<input type="checkbox"/> 5	NONE	1		15					
<input type="checkbox"/> 6	NONE	1		15					
<input type="checkbox"/> 7	NONE	1		15					
<input type="checkbox"/> 8	NONE	1		15					
<input type="checkbox"/> 9	NONE	1		15					
<input type="checkbox"/> 10	NONE	1		15					
<input type="checkbox"/> 11	NONE	1		15					

Change the COM port to match your own computer:

Comm. Mode: A single serial port

		Serial Port Channel	Current Address	New Address	DN	Coef. One	Coef. Two
<input checked="" type="checkbox"/>	<input type="checkbox"/>	COM7	1		15		
<input type="checkbox"/>	<input type="checkbox"/>	COM3	1		15		
<input type="checkbox"/>	<input type="checkbox"/>	COM4	1		15		
<input type="checkbox"/>	<input type="checkbox"/>	COM5	1		15		
<input type="checkbox"/>	<input type="checkbox"/>	COM6	1		15		
<input type="checkbox"/>	<input type="checkbox"/>	COM7	1		15		
<input type="checkbox"/>	<input type="checkbox"/>	COM8	1		15		
<input type="checkbox"/>	<input type="checkbox"/>	COM9	1		15		
<input type="checkbox"/>	<input type="checkbox"/>	COM10	1		15		
<input type="checkbox"/>	<input type="checkbox"/>	COM11	1		15		
<input type="checkbox"/>	<input type="checkbox"/>	COM12	1		15		
<input type="checkbox"/>	<input type="checkbox"/>	COM13	1		15		
<input type="checkbox"/>	<input type="checkbox"/>	COM14	1		15		
<input type="checkbox"/>	<input type="checkbox"/>	COM15	1		15		
<input type="checkbox"/>	<input type="checkbox"/>	COM16	1		15		
<input type="checkbox"/>	<input type="checkbox"/>	COM17	1		15		
<input type="checkbox"/>	<input type="checkbox"/>	COM18	1		15		
<input type="checkbox"/>	<input type="checkbox"/>	COM19	1		15		
<input type="checkbox"/>	<input type="checkbox"/>	COM20	1		15		
<input type="checkbox"/>	<input type="checkbox"/>	COM21	1		15		
<input type="checkbox"/>	<input type="checkbox"/>	COM22	1		15		
<input type="checkbox"/>	<input type="checkbox"/>	COM23	1		15		
<input type="checkbox"/>	<input type="checkbox"/>	COM24	1		15		
<input type="checkbox"/>	<input type="checkbox"/>	COM25	1		15		
<input type="checkbox"/>	<input type="checkbox"/>	COM26	1		15		
<input type="checkbox"/>	<input type="checkbox"/>	COM27	1		15		
<input type="checkbox"/>	<input type="checkbox"/>	COM28	1		15		
<input type="checkbox"/>	<input type="checkbox"/>	COM29	1		15		
<input type="checkbox"/>	<input type="checkbox"/>	COM30	1		15		
<input type="checkbox"/>	<input type="checkbox"/>	COM31	1		15		
<input type="checkbox"/>	<input type="checkbox"/>	COM32	1		15		
<input type="checkbox"/>	<input type="checkbox"/>	NONE	1		15		

☐ Select A☐ Same

Click Read Address

Comm. Mode: A single serial port

		Serial Port	Channel	Current Address	New Address	DN	Coef. One	Coef. Two
<input checked="" type="checkbox"/> 1	<input type="checkbox"/>	COM7	1			15		
<input type="checkbox"/> 2	<input type="checkbox"/>	NONE	1			15		
<input type="checkbox"/> 3	<input type="checkbox"/>	NONE	1			15		
<input type="checkbox"/> 4	<input type="checkbox"/>	NONE	1			15		
<input type="checkbox"/> 5	<input type="checkbox"/>	NONE	1			15		
<input type="checkbox"/> 6	<input type="checkbox"/>	NONE	1			15		
<input type="checkbox"/> 7	<input type="checkbox"/>	NONE	1			15		
<input type="checkbox"/> 8	<input type="checkbox"/>	NONE	1			15		
<input type="checkbox"/> 9	<input type="checkbox"/>	NONE	1			15		
<input type="checkbox"/> 10	<input type="checkbox"/>	NONE	1			15		
<input type="checkbox"/> 11	<input type="checkbox"/>	NONE	1			15		
<input type="checkbox"/> 12	<input type="checkbox"/>	NONE	1			15		
<input type="checkbox"/> 13	<input type="checkbox"/>	NONE	1			15		
<input type="checkbox"/> 14	<input type="checkbox"/>	NONE	1			15		
<input type="checkbox"/> 15	<input type="checkbox"/>	NONE	1			15		
<input type="checkbox"/> 16	<input type="checkbox"/>	NONE	1			15		
<input type="checkbox"/> 17	<input type="checkbox"/>	NONE	1			15		
<input type="checkbox"/> 18	<input type="checkbox"/>	NONE	1			15		
<input type="checkbox"/> 19	<input type="checkbox"/>	NONE	1			15		
<input type="checkbox"/> 20	<input type="checkbox"/>	NONE	1			15		

☐ Select A ☐ Same

Read Address Set Address Set Time

The address of the connected table has been successfully


ation

Comm. Mode: A single serial port

		Serial Port	Channel	Current Address	New Address	DN	C
<input checked="" type="checkbox"/> 1	<input type="checkbox"/>	COM7	1	00000019010289		15	
<input type="checkbox"/> 2	<input type="checkbox"/>	NONE	1			15	
<input type="checkbox"/> 3	<input type="checkbox"/>	NONE	1			15	
<input type="checkbox"/> 4	<input type="checkbox"/>	NONE	1			15	
<input type="checkbox"/> 5	<input type="checkbox"/>	NONE	1			15	
<input type="checkbox"/> 6	<input type="checkbox"/>	NONE	1			15	
<input type="checkbox"/> 7	<input type="checkbox"/>	NONE	1			15	
<input type="checkbox"/> 8	<input type="checkbox"/>	NONE	1			15	
<input type="checkbox"/> 9	<input type="checkbox"/>	NONE	1			15	
<input type="checkbox"/> 10	<input type="checkbox"/>	NONE	1			15	

read:

Click on 'Set time', and the new date and time will be written into the table

		Serial Port	Channel	Current Address	New Address	DN	Coef. One	Coef. Two	Coef. Three
<input checked="" type="checkbox"/> 1		COM7	▼	1 ▼	00000019010289	15 ▼			
<input type="checkbox"/> 2	<input type="checkbox"/>	NONE	▼	1 ▼		15 ▼			
<input type="checkbox"/> 3	<input type="checkbox"/>	NONE	▼	1 ▼		15 ▼			
<input type="checkbox"/> 4	<input type="checkbox"/>	NONE	▼	1 ▼		15 ▼			
<input type="checkbox"/> 5	<input type="checkbox"/>	NONE	▼	1 ▼		15 ▼			
<input type="checkbox"/> 6	<input type="checkbox"/>	NONE	▼	1 ▼		15 ▼			
<input type="checkbox"/> 7	<input type="checkbox"/>	NONE	▼	1 ▼		15 ▼			
<input type="checkbox"/> 8	<input type="checkbox"/>	NONE	▼	1 ▼		15 ▼			
<input type="checkbox"/> 9	<input type="checkbox"/>	NONE	▼	1 ▼		15 ▼			
<input type="checkbox"/> 10	<input type="checkbox"/>	NONE	▼	1 ▼		15 ▼			
<input type="checkbox"/> 11	<input type="checkbox"/>	NONE	▼	1 ▼		15 ▼			
<input type="checkbox"/> 12	<input type="checkbox"/>	NONE	▼	1 ▼		15 ▼			
<input type="checkbox"/> 13	<input type="checkbox"/>	NONE	▼	1 ▼		15 ▼			
<input type="checkbox"/> 14	<input type="checkbox"/>	NONE	▼	1 ▼		15 ▼			
<input type="checkbox"/> 15	<input type="checkbox"/>	NONE	▼	1 ▼		15 ▼			
<input type="checkbox"/> 16	<input type="checkbox"/>	NONE	▼	1 ▼		15 ▼			
<input type="checkbox"/> 17	<input type="checkbox"/>	NONE	▼	1 ▼		15 ▼			
<input type="checkbox"/> 18	<input type="checkbox"/>	NONE	▼	1 ▼		15 ▼			
<input type="checkbox"/> 19	<input type="checkbox"/>	NONE	▼	1 ▼		15 ▼			
<input type="checkbox"/> 20	<input type="checkbox"/>	NONE	▼	1 ▼		15 ▼			

☐ Select A☐ Same

Read Address

Set Address

Set Time